



# Forestry excavator mulcher

TFAM / TFA / TFB / TFW / TFX / TFS



## Technical Specification

**Excavator forestry mulcher** meant to shred grass, shrub, bush and to grind standing trees and limbs.

**Leveling roller** to adjust cutting height.

**Side support skids** with replaceable runner.

**Solid reinforced structure** in **HARDOX** and **STRENX**.

**Completely closed structure** for protection.




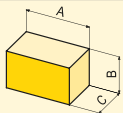
Rotor with collapsible **swinging tools**, TFAM/ TFB versions.




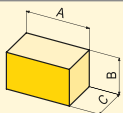
Rotor with **fixed tools** with anti wear inserts, TFA/ TFW/TFX/TFS versions.

**High performances** thanks to **hydraulic pistons motor** with belt transmission.



# Forestry excavator mulcher

		TFAM	TFA	TFB		
MODEL		100	100	100	120	140
Technical specification	um					
Working width	mm	1000		1000	1200	1400
Oil flow, min-max	lt/min	75-90		100-120		
Oil pressure, min-max	bar	240-260		250-300		
Weight standard configuration	kg	550	560	820	900	980
Max cutting	∅ mm	100		120		
Rotor	∅ mm	360		410		
 Collapsible swinging tools	n.	18	–	16	20	24
 Fixed tool with anti wear inserts	n.	–	37	–	–	–
 ton	ton	6,0-11,0		10,0-16,0		
 Overall size in standard configuration	A cm B cm C cm	120 80 80		127 73 92	147 73 92	167 73 92

		TFW		TFX		TFS		
MODEL		120	140	120	140	120	140	160
Technical specification	um							
Working width	mm	1200	1400	1200	1400	1200	1400	1600
Oil flow, min-max	lt/min	100-120		130-140		180-200		
Oil pressure, min-max	bar	250-300		250-310		250-300		
Weight standard configuration	kg	920	1010	1040	1170	1230	1360	1430
Max cutting	∅ mm	150		250		400		
Rotor	∅ mm	410		440		520		
 Collapsible swinging tools	n.	–	–	–	–	–	–	–
 Fixed tool with anti wear inserts	n.	30	36	30	36	30	36	42
 ton	ton	10,0-16,0		16,0-20,0		20,0-35,0		
 Overall size in standard configuration	A cm B cm C cm	147 73 105	167 73 105	153 80 105	173 80 105	155 88 112	175 88 112	195 88 112

Data, descriptions and images of this document are not binding hence GF Gordini reserves the right to alter part or all of them at any time with no notice.

## ACCESSORIES FOR OPERATING MACHINES



Via E. Mattei, 4 - 48012 Bagnacavallo RA - Italy  
tel +39 0545 62712 fax +39 0545 62140  
info@gfgordini.com - www.gfgordini.com

**YOUR BEST CHOICE SINCE 1985.**

