




# Wheel trencher

WE






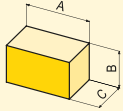
## Technical Specification



**Wheel trencher** for use on asphalt and concrete.  
**Hydraulic trenching depth adjustment** with side skids.  
**Hydraulic sideshift.**  
**Optimal stability and visibility** during any job condition.

**Optimal hydraulic and high cut power** thanks to hydraulic pistons motors, directly driven on disc.  
**Excavation cleaning kit, hydraulically driven**, which allows an **optimal cleaning of trech.**

# Wheel trencher

MODEL		WE 450	WE 600
<b>Technical specification</b>	<b>um</b>		
Standard wheel width	mm	130	
Wheel width, min-max	mm	80-130	80-200
Trenching depth with standard wheel	mm	150-450	200-600
Standard asphalt picks	n.	66	80
Oil flow, min-max <sup>(1)</sup>	lt/min	100-140	120-160
Oil pressure, min-max <sup>(1)</sup>	bar	300-170	
Weight standard configuration	kg	1200	1320
Depth adjustment		hydraulics	
Right and Left sideshift	mm	650	
Average milling speed (standard wheel/max depth)	mt/min	0,6-5,5	0,5-4,5
	ton	3,2-4,5	4,0-5,2
	ton	6,0-8,5	7,0-9,5
	ton	6,0-8,5	7,0-9,5
	Overall size in standard configuration	A cm B cm C cm	162 163 200
			168 198 218

<sup>(1)</sup> Hydraulic system flow and pressure must be inversely proportional



Data, descriptions and images of this document are not binding hence GF Gordini reserves the right to alter part or all of them at any time with no notice.

## ACCESSORIES FOR OPERATING MACHINES



Via E. Mattei, 4 - 48012 Bagnacavallo RA - Italy  
tel + 39 0545 62712 fax +39 0545 62140  
info@gfgordini.com - www.gfgordini.com

**YOUR BEST CHOICE SINCE 1985.**

